

GoldMine Integration Services for Adobe Acrobat

Version 7.0

02/05
SKU#

FrontRange 
SOLUTIONS

© 2005 FrontRange Solutions USA Inc. All Rights Reserved.

USE OF THIS SOFTWARE AND ITS RELATED USER DOCUMENTATION IS SUBJECT TO THE TERMS AND CONDITIONS OF THE APPLICABLE END-USER LICENSE AGREEMENT (EULA), A COPY OF WHICH IS FOUND IN THE USER DOCUMENTATION. YOU MUST AGREE TO THE TERMS AND CONDITIONS OF THE EULA IN ORDER TO USE THIS SOFTWARE. IF YOU DO NOT AGREE TO THE TERMS AND CONDITIONS OF THE EULA, PROMPTLY RETURN THE UNUSED SOFTWARE IN ITS UNOPENED PACKAGE TO THE PLACE FROM WHICH YOU OBTAINED IT FOR A REFUND.

WARNING: The software described in this manual and its related user documentation are protected by copyright law. In no event, shall any part of the related user documentation be copied, reproduced, distributed, transmitted, stored in a retrieval system, or translated into any language, without the express written permission of FrontRange Solutions USA Inc.

Contact FrontRange Solutions USA Inc. at our Web site: **www.frontrange.com**

(Dec. 2003)/(GISMO0504)



Trademark Notices

FrontRange Trademark Information

The following are trademarks or registered trademarks of FrontRange Solutions USA Inc. and/or its subsidiaries in the United States and/or other countries:

FrontRange Solutions®, GoldMine®, GoldSync®, GoldMine® Answer Wizard™, GoldMine® Management Intelligence™, GoldMine® Manager's Console™, iGoldMine™, HEAT®, HEAT® Service & Support™, HEAT® PowerDesk™, iHEAT™, HEAT® Self Service™, HEAT® Manager's Console™, HEAT® Answer Wizard™, HEAT® Quick Start Wizard™, InfoCenter®, Automated Processes™, First Level Support®, GoldMine® CustomerIQ®, HEAT® CustomerIQ®, CustomerIQ® and other FrontRange products and brands.

Other Trademark Information

The following are trademarks or registered trademarks of their respective owners/ companies:

TRADEMARK OR REGISTERED TRADEMARK	COMPANY
ACT!®	CRM Division of Best Software Inc.
Adobe® and Acrobat®	Adobe Systems Inc.
Apple®, Mac® OS, and Macintosh®	Apple Computer, Inc.
Beyond Gold™	Computerese
Borland® Interbase®	Borland International Inc.
Calyx®	Calyx Software
Citrix®	Citrix Systems, Inc.
Corel®	Corel Corporation
Crystal Reports®	Crystal Decisions
dBASE®	dBASE Inc.
dbCAMS+™	Financial Computer Support, Inc.
Genesys®	Genesys Telecommunications Laboratories, Inc.
Genesis 2000®	Genesis 2000, Inc.
GoldBox©	copyright of Redstone Softbase Company
GraphOn® and GO-Global®	GraphOn Corporation
Great Plains®	Great Plains Software Inc.
Hewlett Packard®	Hewlett Packard Company
IBM®, Lotus®, Lotus Notes®, and Lotus Organizer®	IBM Corporation
InaPlex™ and Inaport™	Inaplex Limited
Intel® and Pentium®	Intel Corporation
Intuit®, QuickBooks®, and QuickBooks Pro®	Intuit Inc.
ITIL®	The Office of Government Commerce
KNOWLIX™	Peregrine Systems Inc.

TRADEMARK OR REGISTERED TRADEMARK	COMPANY
LANDesk®	LANDesk Group, Ltd.
Linux®	Linus Torvalds
Maximizer Enterprise™	Multiactive Software
Microsoft®, Active Directory®, Microsoft® SQL Server™, Internet Explorer®, ActiveX®, Visual FoxPro®, Outlook®, Windows®, Netcensus®	Microsoft Corporation
Netilla®	Tally Systems Corporation
Netscape® and Netscape Navigator®	Netilla Networks, Inc.
NextPage®, Folio®, Folio Views®, Folio Publisher®, Folio Builder®, Folio Integrator®, NXT™, NextPage Triad™, NextPage Contenta™, NextPage Solo™, Rapidapps™, Matrix™, and LivePublish™	Netscape Communications Corp.
Novell® and Netware®	NextPage, Inc.
OmniRush™ (formerly FaxRush®)	Novell, Inc.
Oracle®	Z-Firm LLC
Palm® MyPalm™, Palm Powered™, Palm.Net®, PalmOS®, and PalmPak®	Oracle Corporation
Red Hat®	Palm, Inc.
RightFax®	Red Hat, Inc.
Rolodex®	Captaris, Inc.
Sage Line™	Rolodex Corp.
SaleMaker®	The Sage Group plc
SPARC®	SaleMaker Corp.
Sun®, Java, and Solaris®	SPARC International Inc.
Sybase®	Sun Microsystems, Inc.
Symantec®, pcAnywhere®, and WinFax®	Sybase, Inc.
UNIX®	Symantec Corporation
VNC™	UNIX System Laboratories, Inc.
Visor®	AT&T Laboratories Cambridge
Zetafax® PRO	Handspring, Inc.
	Equisys PLC Company

Other products and brands are registered trademarks or trademarks of their respective owners/companies.

FrontRange Solutions Software Product: GoldMine® Integration Services for Adobe® Acrobat®
(Rev. Jan. 2005)

FRONTRANGE SOLUTIONS END-USER LICENSE AGREEMENT ("EULA")

IMPORTANT – READ CAREFULLY

THIS EULA IS A LEGAL AGREEMENT BETWEEN YOU ("YOU" OR "LICENSEE") AND FRONTRANGE SOLUTIONS USA INC., A COLORADO CORPORATION ("FRONTRANGE SOLUTIONS"), FOR FRONTRANGE SOLUTIONS PRODUCTION SOFTWARE PRODUCT, WHICH INCLUDES COMPUTER SOFTWARE AND ASSOCIATED MEDIA AND DOCUMENTATION (COLLECTIVELY "LICENSED SOFTWARE"). BY OPENING THE SOFTWARE PACKAGING, COMPLETING THE ACTIVATION PROCESS, OR DOWNLOADING, INSTALLING, ACCESSING OR UTILIZING THE LICENSED SOFTWARE OR CLICKING THE "I ACCEPT" BUTTON, YOU AGREE TO BE BOUND BY THE TERMS OF THIS EULA. IF YOU DO NOT AGREE WITH THE TERMS OF THIS EULA, PROMPTLY RETURN THE UNUSED LICENSED SOFTWARE TO THE PLACE FROM WHICH YOU OBTAINED IT FOR A REFUND.

1. Protection/Ownership. The Licensed Software may include software owned by third-parties (collectively "Third-Party Owners"). The Third-Party Owners are third-party beneficiaries of this EULA and You agree to be bound to them under all the terms and conditions of this EULA, unless and to the extent that a separate license agreement for such software governs. The Licensed Software is protected by copyright and other intellectual property laws. FrontRange Solutions or a Third Party Owner retain ownership of the Licensed Software and the copies of the Licensed Software provided herewith. The Licensed Software is licensed to Licensee for use subject to the terms set forth in this EULA. You agree that this is a license only and that no title passes to You. You agree not to challenge FrontRange Solutions' rights in or otherwise attempt to assert any rights in the Licensed Software, except those provided under this EULA.
2. Grant and Scope of License. Subject to the terms and conditions of this EULA, FrontRange Solutions hereby grants to Licensee, and Licensee fully accepts upon delivery, a nonexclusive, nontransferable and perpetual (unless earlier terminated as provided below) right to use only the executable version (not source code) of the Licensed Software for its own internal business purposes. Your right to use the Licensed Software is limited to only the licensing limits (such as users, assets, modules, technology foundation, databases and other features and benefits) that You have ordered and paid for in accordance with the applicable purchase order or other order documentation. You may use the Licensed Software only as expressly permitted under this EULA and in accordance with the accompanying Documentation and any other written instructions provided by FrontRange Solutions. Certain Licensed Software modules may require that You have a valid license for a specific version (such as the last corresponding version) of a corresponding FrontRange Solutions module, technology foundation product or other application, or product of a third party, and may terminate upon termination of such other product license.
3. Restrictions. You agree not to copy the Licensed Software except for backup and disaster recovery purposes, or as described in the accompanying Documentation. If You make backup copies of the Licensed Software, the original copy of the Licensed Software and all backup copies that You make may not leave your control, and title to all copies remain with FrontRange Solutions and/or a Third Party Owner. You agree not to modify, decompile, translate, disassemble or reverse engineer the Licensed Software or otherwise attempt to discover any source code or underlying confidential or proprietary information. You agree not to distribute, rent or lease any portion of the Licensed Software (including any feature enabled by the Licensed Software). You agree not to use any portion of the Licensed Software (including any feature enabled by the Licensed Software) in a commercial hosting or application service provider environment or otherwise commercially exploit the Licensed Software. You may not create any derivative works to the Licensed Software except to facilitate Your permitted use of the Licensed Software, provided that Your use of such limited derivative works is subject to the same restrictions as described in this EULA (including the restrictions on distribution, rental, hosting or other commercial exploitation of such limited derivative works). You acknowledge that the Licensed Software contains information deemed confidential or otherwise proprietary to FrontRange Solutions or a Third Party Owner, and You agree to handle the Licensed Software with at least the same degree of care employed with respect to Your own confidential or proprietary information.

4. License Limits. As mentioned above, Your use of the Licensed Software is limited to certain features and benefits based upon the specific license limits that You have ordered and paid for. License limits on the Licensed Software may include one or more of the following: technology foundation; named user; concurrent user; server; database and/or asset. The definition and applicability of any of these license limits are defined by the order and pricing document, the Documentation and other written agreement between You and FrontRange Solutions related to the specific version of the Licensed Software at the time You license the Licensed Software. For any additional or future acquisitions of the Licensed Software or any other FrontRange Solutions product, FrontRange Solutions may at any time change the definition or applicability of these license limits or any other features, benefits, products or pricing at any time without notice.

Should You exceed any of Your license limits, then You agree to pay the then applicable full list price for the excess usage in accordance with FrontRange Solutions pricing program, as well as the full Maintenance and Support Fee related to these additional products. Different modules of the Licensed Software may install separately within the Licensed Software package, however, all the software enabled and/or installed are subject to the terms and conditions of this EULA.

5. Installation and Verification. The installation and verification of the Licensed Software may entail completion of a serialization and/or license file deployment procedure in which You will be required to enter serialization code(s) and/or install license file(s) ("Activation Keys") provided to You as a part of the Licensed Software. You agree not to share the Activation Keys provided to You to any third party other than an authorized FrontRange Solutions reseller ("Reseller") with which You have engaged. The Activation Keys indicate to the loaded Licensed Software the software features and/or modules enabled with licensed configuration limits as applicable, including (i) number of authorized concurrent users, named users and/or assets covered by the license; (ii) server restrictions; (iii) database restrictions; and (iv) technology foundation restrictions. You may be required to electronically register the Licensed Software to one application server machine or other physical device by connecting to FrontRange Solutions' activation or registration servers (or website). Further, the Activation Keys system may disable Your use of the Licensed Software in the event You attempt to exceed or otherwise violate the terms of this EULA.
6. Privacy. The installation process may require you to register the Licensed Software with user information and the Licensed Software may contain an automated audit tool whereby FrontRange Solutions will receive notification of Your licensed limits and user information. Any personal information collected (1) will be used solely for registration and license limit auditing purposes for the Licensed Software and to provide You with important information about the Licensed Software, (2) will be stored in computer servers with limited access that are located in controlled facilities and/or under SSL protocol, (3) may be stored and processed in the United States or any other country in which FrontRange or its affiliates, subsidiaries or agents maintain facilities and by using this Licensed Software, you consent to any such transfer of information outside of your country, (4) may be stored indefinitely, (5) will not be shared with any government agency, private organization, or the public, except with Licensee's name as a reference company in the context of sales presentations and marketing activities.
7. Ongoing Audit. Certain Licensed Software require that FrontRange Solutions periodically audit Your use of the Licensed Software to verify Your compliance with Your license limits, and in most instances, such audits will be performed remotely through electronic access to the Licensed Software. You agree to permit FrontRange Solutions (or its agent) to electronically monitor and/or audit Your use of the Licensed Software for the sole purpose of verifying Your compliance with the terms of Your license.
8. Updates. If the Licensed Software is an Update (defined as an upgrade, modified version, updates, addition, and copies of the Licensed Software, if any, made generally available by FrontRange Solutions as an "Update" to the Licensed Software to those customers with a valid and current maintenance agreement with FrontRange Solutions) to a previous version of the Licensed Software, you must possess a valid license to such previous version in order to use such Update. All Updates are provided to You on a license exchange basis. You agree that by using an Update You voluntarily terminate Your right to use any previous version of the Licensed Software; provided, however, that you may continue to use previous versions of the Licensed Software solely to assist You in the transition to the Update.

9. Transfer. To the maximum extent permitted by applicable law, Licensee may not resell or otherwise transfer for value the Licensed Software. Notwithstanding the foregoing, Licensee may assign all of its licensed rights and duties under this EULA to a third-party that: (a) directly or indirectly controls Licensee; (b) is controlled by or under common control with Licensee; or (c) purchases all or substantially all of Licensee's assets; provided, however, that (i) Licensee gives written notice to FrontRange Solutions of the transfer or assignment; (ii) the permitted third-party assignee agrees to be bound by all the terms herein and completes and returns a registration card or other requested transfer documentation to FrontRange Solutions; and (iii) in no circumstance shall any transfer or assignment, unless specifically agreed upon in writing, (y) release Licensee from any prior outstanding obligation under this EULA, or (z) allow Licensee or Licensee's transferee or assignee, collectively, to utilize more software features, users and/or modules than authorized under this EULA and Your order documentation. If You transfer the Licensed Software, You must simultaneously transfer possession of all associated media and documentation, and remove all Licensed Software from Your computers.
10. Links to Other Software. Use of the Licensed Software may provide links, integrations or "publishing" access to separate third-party software. FrontRange Solutions provides such links, integrations or "publishing" access as a benefit only and such access does not change the license rights of the separate third-party software. You must determine if Your use of the separate third-party software as accessed through the Licensed Software is in compliance with the respective third-party software end-user license agreement.
11. Links to Third-Party Sites. You may link to third-party sites through the use of the Licensed Software. FrontRange Solutions is providing such links to you as a convenience only. FrontRange Solutions does not generate or control the content of the third-party sites and is not responsible for and does not endorse the policies, practices or contents of any third-party sites.
12. Warranty/Remedy/Limitation of Liability. TO THE MAXIMUM EXTENT PERMITTED BY APPLICABLE LAW, THE WARRANTY AND REMEDY SET FORTH BELOW ARE EXCLUSIVE AND IN LIEU OF ALL OTHER WARRANTIES AND REMEDIES, ORAL OR WRITTEN, EXPRESSED OR IMPLIED. Except as provided for in this EULA, no FrontRange Solutions reseller, partner, dealer, agent or employee is authorized to modify or add to the following warranties and remedies.

FrontRange Solutions warrants that for a period of ninety (90) days following delivery of the Licensed Software (i) the media on which the Licensed Software is furnished shall be free from defects in materials and workmanship under normal use; and (ii) the Licensed Software will perform substantially in accordance with FrontRange Solutions' user documentation accompanying the Licensed Software. FRONTRANGE SOLUTIONS DOES NOT WARRANT THAT THE LICENSED SOFTWARE WILL MEET YOUR REQUIREMENTS OR THAT THE OPERATION OF THE LICENSED SOFTWARE WILL BE UNINTERRUPTED OR ERROR FREE OR THAT ALL DEFECTS WILL BE CORRECTED. THIS LIMITED WARRANTY IS VOID IF FAILURE OF THE LICENSED SOFTWARE HAS RESULTED FROM ACCIDENT, ABUSE, MODIFICATION, OR MISAPPLICATION OF THE LICENSED SOFTWARE.

If You believe there is a defect in the Licensed Software such that it does not meet the Limited Warranty provided above, You must notify FrontRange Solutions in writing within the 90-day warranty period. FrontRange Solutions' entire liability and Your exclusive remedy with regard to the Limited Warranty, shall be, at FrontRange Solutions' sole discretion, either repair or replacement of the Licensed Software or a refund of the amount paid by You for the Licensed Software (provided in that case that You also return the Licensed Software). Any repaired or replacement Licensed Software shall be warranted for the remainder of the original warranty period.

To the maximum extent permitted by applicable law, except as provided above, FRONTRANGE SOLUTIONS MAKES NO WARRANTY OR REPRESENTATION, EITHER EXPRESSED OR IMPLIED WITH RESPECT TO THE LICENSED SOFTWARE, ITS QUALITY, PERFORMANCE, NON-INFRINGEMENT, MERCHANTABILITY, OR FITNESS FOR A PARTICULAR PURPOSE.

UNLESS BOTH EXPRESSLY REPRESENTED AND AGREED IN WRITING, THE LICENSED SOFTWARE IS NOT DESIGNED, OR INTENDED FOR USE IN ANY MEDICAL, LIFE SAVING OR LIFE SUSTAINING SYSTEMS, TRANSPORTATION SYSTEMS, NUCLEAR SYSTEMS, OR FOR ANY OTHER MISSION CRITICAL APPLICATION IN WHICH THE FAILURE OF THE LICENSED SOFTWARE COULD CREATE A SITUATION WHERE SUBSTANTIAL PROPERTY DAMAGE OR PERSONAL INJURY OR DEATH MAY OCCUR. FRONTRANGE SOLUTIONS AND ANY THIRD-PARTY OWNERS RECOMMEND AGAINST, AND DISCLAIM ANY LIABILITY FOR, USE OF THE LICENSED SOFTWARE IN ANY SUCH APPLICATION.

You understand and acknowledge that FrontRange Solutions will not be liable for network-related problems attributable to the operation of the Licensed Software and that network configuration changes may affect the system's performance.

TO THE MAXIMUM EXTENT PERMITTED BY APPLICABLE LAW, AND EXCEPT FOR LIABILITY ARISING UNDER THE INDEMNIFICATION PROVIDED BELOW, FRONTRANGE SOLUTIONS' ENTIRE LIABILITY UNDER THIS EULA SHALL BE LIMITED TO THE AMOUNT PAID BY YOU FOR THE LICENSED SOFTWARE.

IN NO EVENT WILL FRONTRANGE SOLUTIONS BE LIABLE FOR INDIRECT, SPECIAL, INCIDENTAL OR CONSEQUENTIAL DAMAGES ARISING OUT OF THE USE OR INABILITY TO USE THE LICENSED SOFTWARE, even if advised of the possibility of such damages. In particular, and without limitation, FrontRange Solutions shall have no liability for any data stored or processed with the Licensed Software, including the costs of recovering such data.

13. Indemnification. FrontRange Solutions will defend, indemnify and hold Licensee harmless from any third party claim that the Licensed Software infringes any copyright, trademark or trade secret owned or controlled by the third party; provided, however, that (i) FrontRange Solutions shall be notified promptly in writing by Licensee of any such claim; (ii) FrontRange Solutions shall have sole control of the defense of any action on such claim and all negotiations for its settlement or compromise; (iii) Licensee shall cooperate with FrontRange Solutions, at FrontRange Solutions' expense, in a reasonable way to facilitate the settlement or defense of such claim; (iv) such claim does not arise from Licensee's modifications not authorized by FrontRange Solutions; and (v) should the Licensed Software become, or in FrontRange Solutions' opinion likely to become, subject to such claim of infringement, then Licensee shall permit FrontRange Solutions, at FrontRange Solutions' option and expense, either (a) to procure for Licensee the right to continue using the Licensed Software, or (b) to replace or modify the Licensed Software so that it becomes noninfringing and performs in a substantially similar manner to the original product, or (c) upon failure of (a) or (b), despite the reasonable efforts of FrontRange Solutions, to terminate this EULA and return the license fee paid by Licensee for the Licensed Software pro-rated over a four (4) year life span. THE FOREGOING INDEMNIFICATION IS LICENSEE'S SOLE AND EXCLUSIVE REMEDY AND FRONTRANGE SOLUTIONS' SOLE AND EXCLUSIVE OBLIGATION WITH RESPECT TO THE INFRINGEMENT OF INTELLECTUAL PROPERTY RIGHTS.
14. Maintenance and Support. FrontRange Solutions provides maintenance and/or technical support (including upgrades and enhancements) for the Licensed Software only through separate agreements. Please contact FrontRange Solutions or the place from which You obtained the Licensed Software if You wish to obtain maintenance and/or technical support through the execution of such an agreement.
15. Compliance: Export Control: Privacy. You must comply with all applicable laws and regulations in Your use of the Licensed Software. You may not export, ship, transmit, or re-export the Licensed Software in violation of any applicable law or regulation, including, without limitation, the Export Administration Regulations issued by the United States Department of Commerce, or any such similar law or regulation issued by such other governmental entity which may have jurisdiction over such export. Further, You agree to abide by all applicable data protection, SPAM, privacy, communication and similar rules, directives and other laws in Your use of the Licensed Software.
16. United States Government Restricted Rights. THIS SECTION APPLIES ONLY TO LICENSING OR USE BY THE FEDERAL GOVERNMENT OF THE UNITED STATES. The Licensed Software is provided with RESTRICTED RIGHTS. Use, duplication, or disclosure by the federal government is subject to restricted

rights as set forth in subparagraph (c) of The Rights in Technical Data and Computer Software clause at 252.227-7014 for DOD contracts and at FAR (48 CFR 52.227-19) for civilian agency contracts or other comparable agency clauses.

17. **Termination.** Your right to use the Licensed Software continues until this EULA is terminated. You may terminate this EULA at any time by destroying all of Your copies of the Licensed Software. This EULA will automatically terminate if You fail to comply with the material terms of this EULA. Your right to use the Licensed Software may also be limited by another agreement to which You are subject, and such other agreement may cause an earlier termination of the rights granted under this EULA (for example, in the case the Licensed Software is provided under a separate agreement on a time limited or evaluation basis). Upon any termination, You agree to remove all Licensed Software from Your computers, destroy all copies of the Licensed Software, and, upon request from FrontRange Solutions, certify in writing Your compliance herewith.
18. **Severability.** If any of the terms, or portions thereof, of this EULA are invalid or unenforceable under any applicable statute or rule of law, the court shall reform the contract to include an enforceable term as close to the intent of the original term as possible; all other terms shall remain unchanged.
19. **Whole Agreement.** This EULA and any applicable FrontRange Solutions order form or maintenance and support agreement or like document constitutes the entire agreement between You and FrontRange Solutions relating to the license rights for the Licensed Software, and any additions to, or modifications of, this EULA shall be binding upon the parties only if the same shall be in writing and duly executed by You and by a duly authorized officer of FrontRange Solutions. THE TERMS AND CONDITIONS OF ANY CORRESPONDING PURCHASE ORDER OR OTHER ORDER CONFIRMATION FORM RELATING TO THE LICENSED SOFTWARE ARE ONLY BINDING ON FRONTRANGE SOLUTIONS IF SUCH TERMS AND CONDITIONS ARE AGREED TO IN WRITING IN ACCORDANCE WITH THE PRIOR SENTENCE AND IN A DOCUMENT OTHER THAN THE PURCHASE ORDER OR OTHER ORDER CONFIRMATION FORM.
20. **Waiver.** The waiver or failure of either party to exercise in any respect any right provided for in this EULA shall not be deemed a waiver of any further or future right under this EULA.
21. **Assignability.** This EULA shall inure to the benefit of, and is freely assignable to, FrontRange Solutions' successors and assignees of rights in the Licensed Software.
22. **Resellers.** If Licensee acquired the Licensed Software through a Reseller, Licensee acknowledges that (i) payment and delivery terms for the Licensed Software must be established separately and independently between the Licensee and the Reseller; (ii) this EULA constitutes the entire agreement between the Licensee and FrontRange Solutions regarding the license rights for the Licensed Software as described above and is controlling; (iii) the terms and conditions of any purchase order or any other agreement between the Licensee and the Reseller are not binding on FrontRange Solutions; (iv) the Reseller is not FrontRange Solutions' agent and is not authorized to alter, amend or modify the terms of this EULA or to otherwise grant any license or other rights relating in any way to the Licensed Software; and (v) Licensee's nonpayment of any amount due to a Reseller or any other relevant third party relating to its licensed rights under this EULA shall constitute a basis for FrontRange Solutions' termination of this EULA. Licensee further acknowledges that FrontRange Solutions makes no representation or warranty with regard to any services provided by any Reseller, or any actions or failures to act by any Reseller.

If Reseller received the Licensed Software as Not-For-Resale (or 'NFR') software in connection with a FrontRange Solutions reseller or other channel program, then this Licensed Software may only be used by Reseller, Reseller's right to use the Licensed Software shall be subject to the terms of such program and applicable reseller agreement, and will terminate upon Reseller's termination from such program or such earlier time as set forth in applicable reseller agreement.
23. **Contact.** All questions concerning this EULA shall be directed to:

FrontRange Solutions USA Inc.
4120 Dublin Blvd., Suite 200

Dublin, CA 94568
Attention: General Counsel
Phone: 925.404.1800
Facsimile: 719.799.1042
Email: legal@frontrange.com

- 24 Additional Licenses. If You wish to expand the number of the seats, users, modules, technology foundation and/or any other FrontRange Solutions product, You may be able to license such items from FrontRange Solutions or a Reseller. You agree that the license of such additional items shall be under the same terms and conditions as contained in this EULA. You agree that the parties do not have to execute (whether electronically, by paper or other written form) another copy of this EULA or any other license agreement, or that the electronic signature process may be bypassed, with respect to any additional items licensed from FrontRange Solutions.




Table of Contents

Introduction

GoldMine Integration Services for Adobe Acrobat

System Requirements for GoldMine Plus for Adobe Acrobat	1-2
Overview for Installing Adobe Acrobat 7 Link with Goldmine Plus for Adobe Acrobat	1-2
Installing the GoldMine 7 Link for Adobe Acrobat 7	1-2
Designing a Sample Template in Adobe Designer	1-6
Executing the Adobe Link in GoldMine	1-12
Opening an Acrobat Template from Info Center	1-15
Adding Additional GoldMine Fields to Adobe Forms	1-16
Adding GoldMine Macros to Adobe Forms	1-18
To Add GoldMine Fields or Macros to Adobe Forms	1-19



Introduction

Welcome to GoldMine Integration Services for Adobe Acrobat

This guide contains installation, setup and configuration information for linking Adobe Acrobat 7 with GoldMine Plus Version 7.

Note: Goldmine Plus 7 is only compatible with Adobe Acrobat 7. If you are trying to configure Adobe Acrobat with GoldMine Plus, you must uninststall any previous version of Acrobat, and install Adobe Acrobat 7.

About this Guide

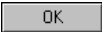

The *GoldMine Integration Services for Adobe Acrobat* guide is designed to enable you to use an Adobe Acrobat 7 link from your GoldMine Plus application.

Audience and Expertise

The material assumes the GoldMine administrator has already installed and is familiar with GoldMine and Adobe Acrobat. It also assumes the user has a basic

understanding of databases and the Microsoft Windows operating system.

Document Conventions

Example	Description
File>>Print	Menu bar commands (in this example, select File on the menu bar, then select Print in the drop-down menu)
The Select a Data Source dialog box appears.	Dialog boxes and menu items in bold
OK 	Button names
Note	Additional information
CAUTION/WARNING	Critical information to prevent functionality or data loss
	Reference to another topic or resource

GoldMine Resources

Documentation to help you understand and use GoldMine is provided in multiple forms and locations.

GoldMine Manuals

GoldMine offers the following manuals to help you get the information you need:

- **What's New in GoldMine:** This guide provides an overview of the new features of each release.
- **GoldMine Installation Guide:** This guide provides installation, setup, and integration instructions for GoldMine.
- **Using GoldMine:** This guide provides an introduction to the main features of GoldMine.

- **Administrating GoldMine:** This guide provides an introduction to the main concepts and features of GoldMine administration.

IMPORTANT: Manuals applicable to the subject application are available in PDF format from the Installation CD-ROM or NetUpdate download or to maintenance customers on our support Web site at support.fronrange.com.

Contact Us

Support Site

FrontRange Solutions can answer your technical support questions about HEAT, GoldMine, and FrontRange Service Management. Visit:

support.fronrange.com

Contact Information

FrontRange Solutions Headquarters:

4120 Dublin Blvd., Suite 200

Dublin, CA 94568

Phone: 925.404.1800

Facsimile: 719.799.1042


Colorado Springs Office:

1125 Kelly Johnson Blvd.

Colorado Springs, CO 80920

TEL: 800.776.7889 and +1 719.531.5007

Offices are also located in Los Angeles, United Kingdom, Germany, Italy, South Africa, Australia, Singapore and China.



GoldMine Integration Services for Adobe Acrobat

About this chapter

This chapter contains the following topics related to configuring the Adobe Acrobat 7 link with GoldMine Plus for Adobe Acrobat:

- "System Requirements for GoldMine Plus for Adobe Acrobat" on page 1-2
- "Overview for Installing Adobe Acrobat 7 Link with Goldmine Plus for Adobe Acrobat" on page 1-2
- "Installing the GoldMine 7 Link for Adobe Acrobat 7" on page 1-2
- "Executing the Adobe Link in GoldMine" on page 1-12
- "Opening an Acrobat Template from Info Center" on page 1-15
- "Adding Additional GoldMine Fields to Adobe Forms" on page 1-16
- "Adding GoldMine Macros to Adobe Forms" on page 1-18
- "To Add GoldMine Fields or Macros to Adobe Forms" on page 1-19

System Requirements for GoldMine Plus for Adobe Acrobat

To configure GoldMine Plus for Adobe Acrobat, you must have the following applications installed on each machine that will be employing the functionality:

- Adobe Acrobat 7
- Adobe Designer 7

Note: Goldmine Plus for Adobe Acrobat is only compatible with Adobe Acrobat 7. If you are trying to configure Adobe Acrobat with GoldMine Plus, you must uninstall any previous version of Acrobat, and install Adobe Acrobat 7.

Overview for Installing Adobe Acrobat 7 Link with Goldmine Plus for Adobe Acrobat

There are three procedures that must be executed in order, when configuring Adobe Acrobat link functionality for GoldMine Plus for Adobe Acrobat. These three procedures are outlined below.

- **Installation.** You must install GoldMine Link for Adobe Acrobat.
- **Design.** This portion of the setup is done within Adobe Designer 7.0 which you can find under Programs in the same directory as Adobe Acrobat 7.
- **Execution.** This portion of the setup you perform in the GoldMine Plus application.

Installing the GoldMine 7 Link for Adobe Acrobat 7

To enable the Adobe Acrobat Link for GoldMine you must download the link from the FrontRange Solutions Support Website.

<http://support.frontrange.com>.

1. Double-click gmadobe.exe. The Welcome page appears while InstallShield runs.

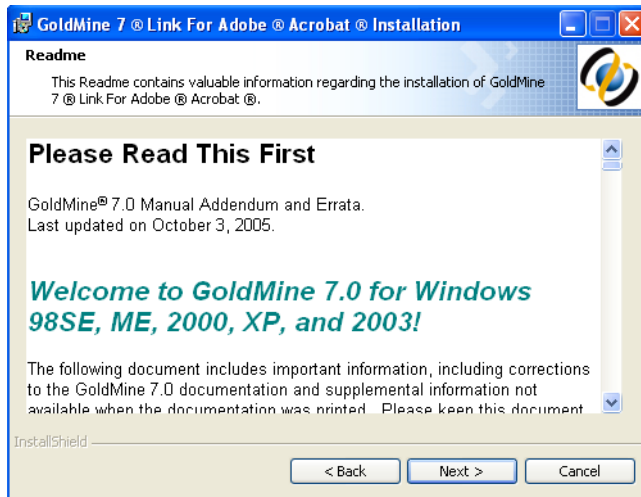


The InstallShield Wizard automatically appears.

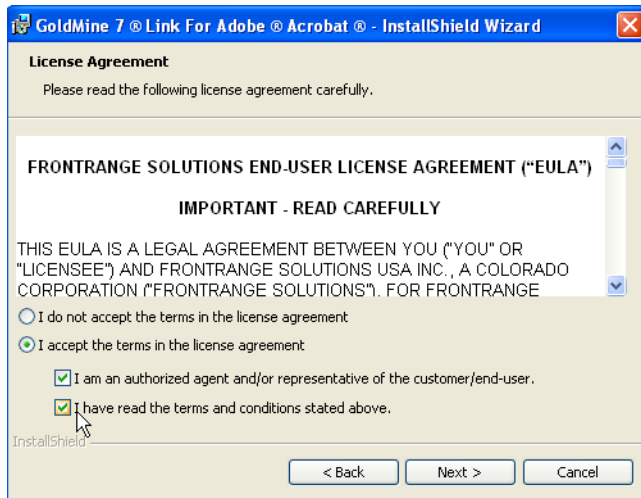


2. Click **Next**. The Readme appears.

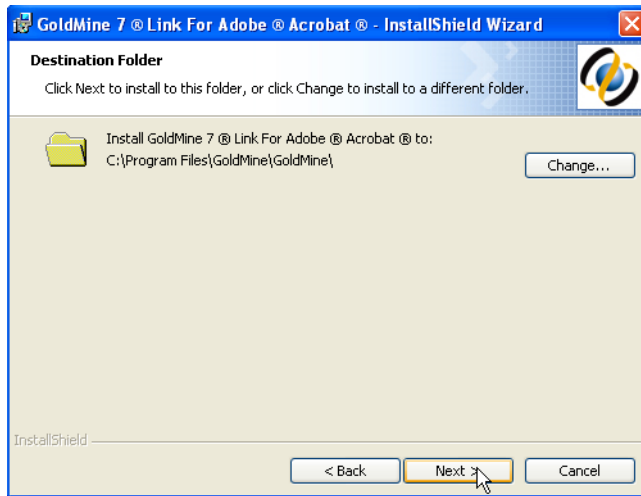
1-4 GoldMine Integration Services for Adobe Acrobat



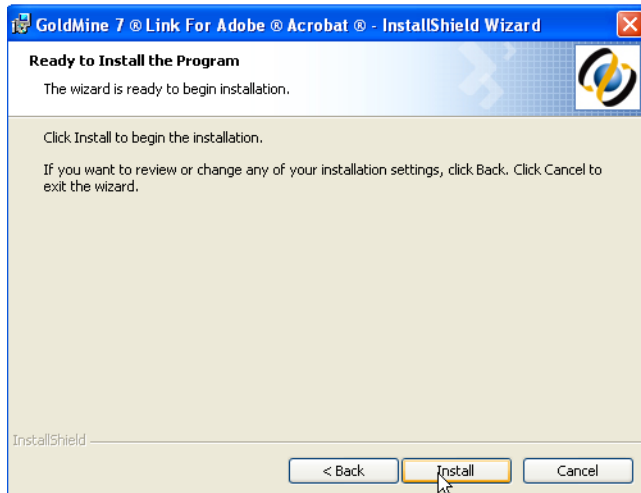
3. Review the information contained in the Readme and click **Next**. The License Agreement page appears.



4. Accept the agreement along with the two agreements listed below it and click **Next**. The Destination Folder page appears.



5. Accept the default folder or browse to the desired directory, then click **Next**. The Ready to Install the Program page appears.



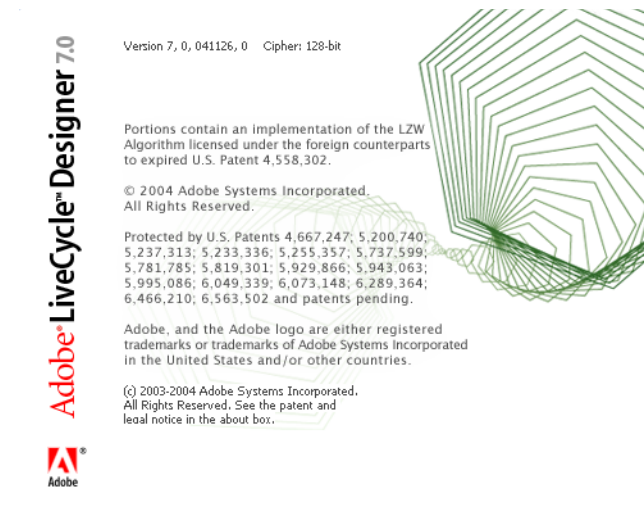
6. Click **Install**, then click **Finish** when the installation is complete.


Designing a Sample Template in Adobe Designer

You must now execute the design portion of the setup in Adobe Designer 7.0.

1. To open Adobe Designer choose **Start >> Programs >> Adobe Designer 7.0**.

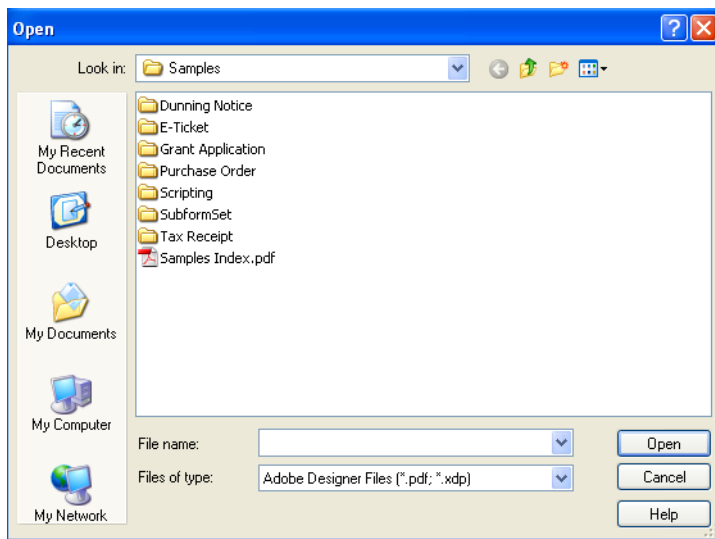
The Adobe Designer 7.0 Professional splash screen appears followed by the Welcome Screen.





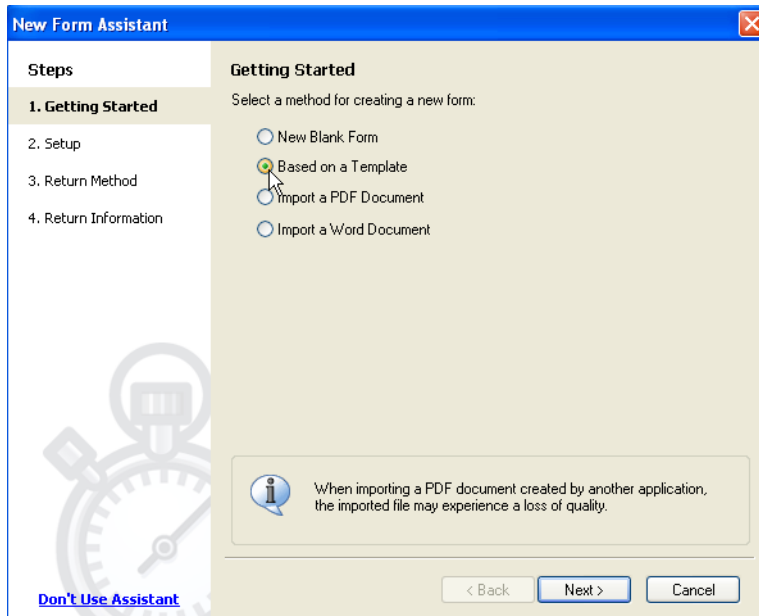
2. In the Welcome Screen, click **Explore Sample Forms**.

The Windows Explorer appears.

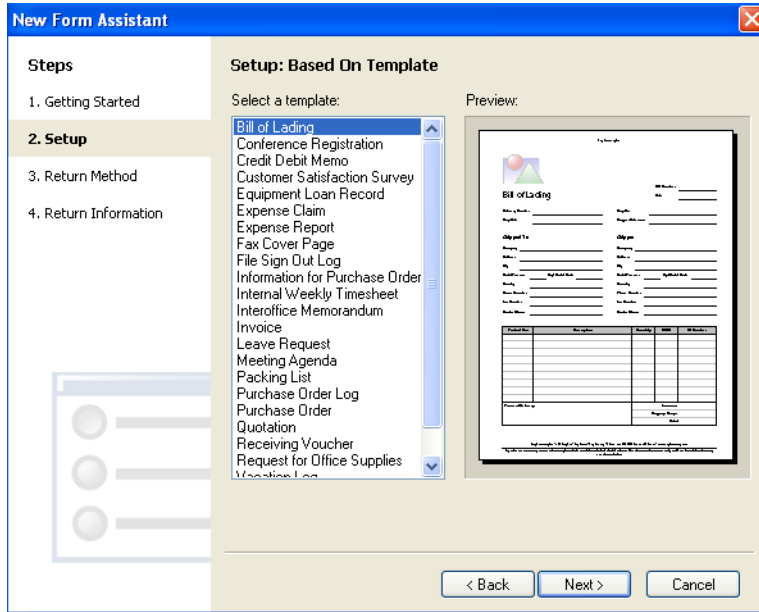


3. Navigate to any sample form. For example, navigate to **Samples >> Grant Application >> Forms**.
4. Select a form, right-click, and select **Copy**.
5. Open the copied file.
6. From the File menu, select **New**.

The New Form Assistant wizard appears.

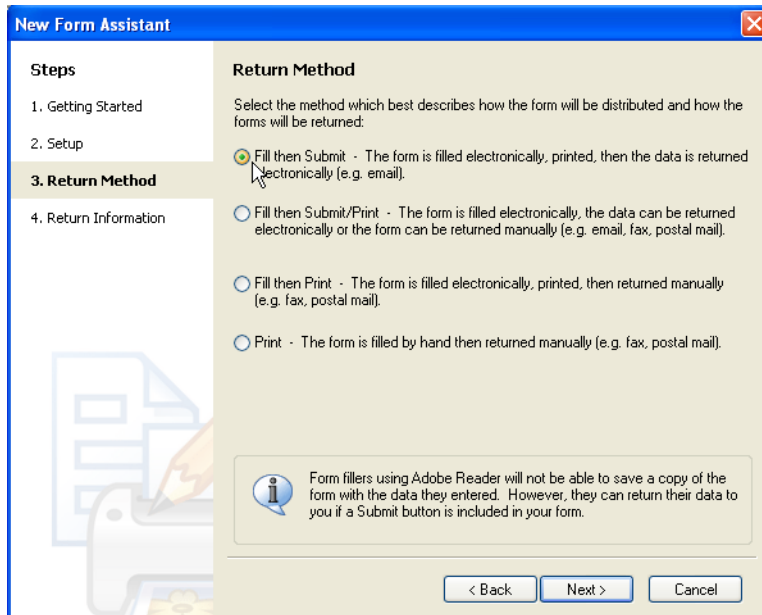


7. In the Getting started area, click **Based on a Template**, and click **Next**.
The Setup page appears.



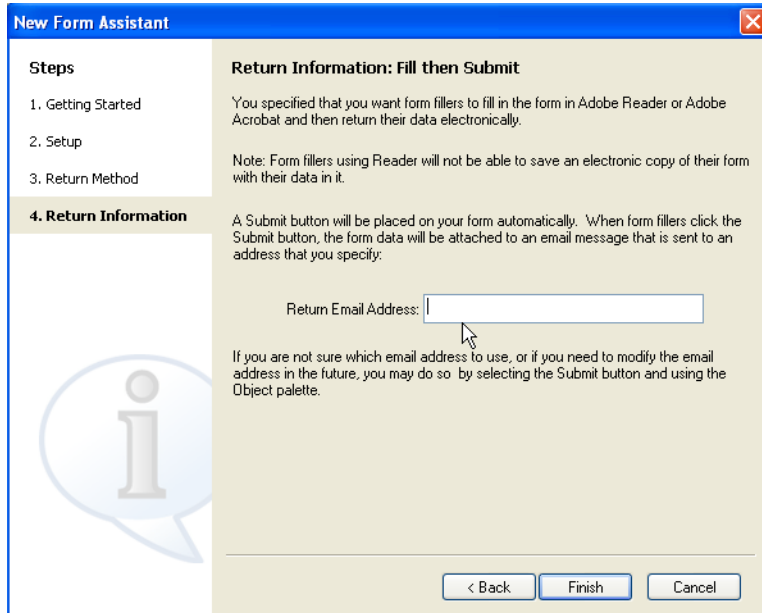
8. For this example, select **Bill of Lading** from the **Select a Template** window then click **Next**.

The Return Method window appears.



9. Select **Fill then Submit**, and click **Next**.

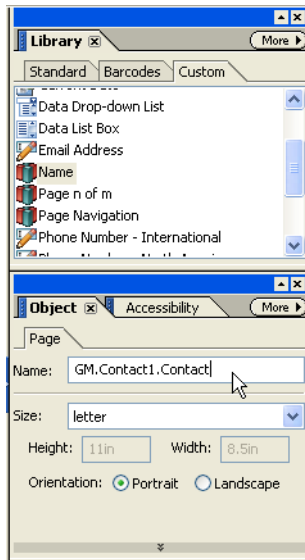
The Return Information window appears.



10. Enter an e-mail address in the text field, then click **Finish**.

The new form appears in the Adobe Designer.

11. In the Library window, as shown below, click the **Custom** tab, then single-click the **Name** object.
12. In the Name field of the Object window, type in the following:
GM.Contact1.Contact



Adding this text string will allow the contact field in GoldMine to be added to the form.

For more information on additional GoldMine fields and macros that can be added to Adobe forms, see "Adding Additional GoldMine Fields to Adobe Forms" on page 1-16 and "Adding GoldMine Macros to Adobe Forms" on page 1-18. For an overview of creating new a new Adobe form with GoldMine fields, see "To Add GoldMine Fields or Macros to Adobe Forms" on page 1-19.

13. Click Save, and name the file **Test** or any memorable name, as you will later test the template in GoldMine.

Executing the Adobe Link in GoldMine

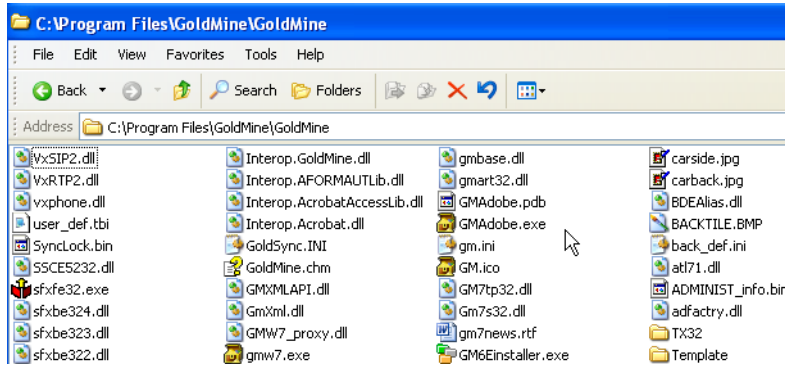
When you configure the GoldMine Plus for Adobe Acrobat link you will do so from the command line interface. This is for initial setup. Your users will not be required to use the command line.

To configure the link, perform the following steps.

1. Open the GoldMine application.

- Navigate to the Goldmine Installation directory and find the .exe file called:

GMAAdobe.exe



- Double click **GMAAdobe.exe**. The Windows Command Line window appears.




Note: The Command Line interface is only used in initial setup. Your users will work though GoldMine, not through the Command Line interface.

- At the prompt, type the path to the Adobe Form you have previously created.

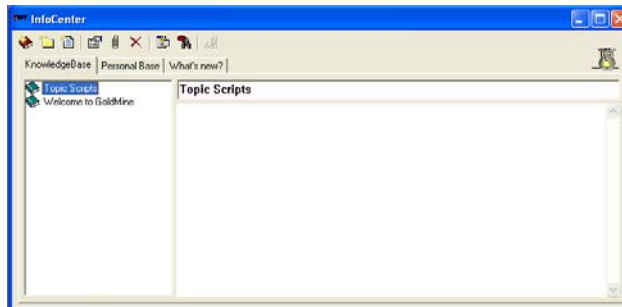
For example: C:\Documents and Settings\\My Documents\Test.pdf

The Test.pdf file opens in Adobe Acrobat. If it does not open, check the path to ensure it was entered correctly.

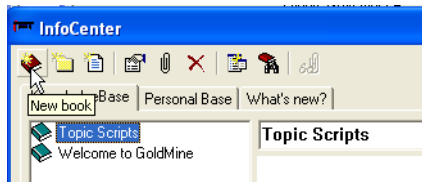
5. From GoldMine, select **View >> InfoCenter**. The InfoCenter Welcome page appears.



6. Click OK. The InfoCenter appears.

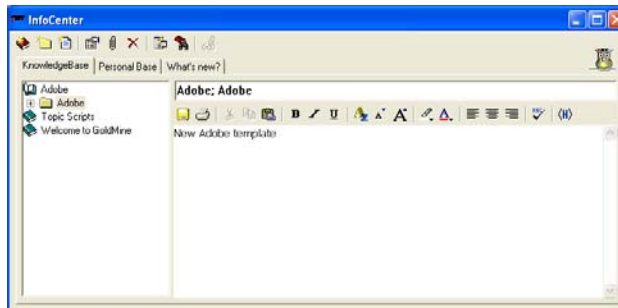


7. Click the New Book icon as displayed below:

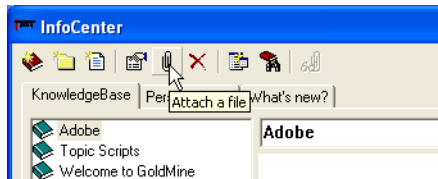


A new book appears in the Explorer window.

8. Name the new book **Adobe**, then create a new folder named **Adobe** by clicking the New Folder icon.



9. Click the **Attach** icon as shown below:

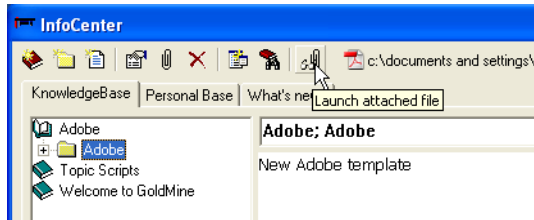


The sample template is now added to the InfoCenter. Repeat the steps above to add more templates to GoldMine.

Opening an Acrobat Template from Info Center

1. From GoldMine, select **View >> InfoCenter**.
The InfoCenter Welcome page appears.
2. Navigate to the Adobe folder containing the templates in InfoCenter.
3. Select the desired template in the window.

4. Click the Launch Attached File icon as shown below.



The attached template file appears.

Adding Additional GoldMine Fields to Adobe Forms

The following table lists additional fields you may add to Adobe forms in Adobe Designer and have them reflected in GoldMine Plus. For instructions on adding macros which enable the placement of multiple fields, see "Adding GoldMine Macros to Adobe Forms" on page 1-18

GM.Contact1.Address1	GM.Contact1.Address2
GM.Contact1.Address3	GM.Contact1.City
GM.Contact1.Company	GM.Contact1.Contact
GM.Contact1.Country	GM.Contact1.DEPARTMENT
GM.Contact1.Dear	GM.Contact1.Ext1
GM.Contact1.Ext2	GM.Contact1.Ext3
GM.Contact1.Ext4	GM.Contact1.FAX
GM.Contact1.Key1	GM.Contact1.Key2
GM.Contact1.Key3	GM.Contact1.Key4
GM.Contact1.Key5	GM.Contact1.Lastname
GM.Contact1.MERGECODES	GM.Contact1.Phone1
GM.Contact1.Phone2	GM.Contact1.Phone3
GM.Contact1.Secr	GM.Contact1.Source
GM.Contact1.State	GM.Contact1.Title
GM.Contact1.Zip	GM.Contact2.Actionon
GM.Contact2.Callbackat	GM.Contact2.Callbackon
GM.Contact2.Callbkfreq	GM.Contact2.Closedate
GM.Contact2.Comments	GM.Contact2.Lastatmpat
GM.Contact2.Lastatmpon	GM.Contact2.Lastcontat
GM.Contact2.Lastconton	GM.Contact2.Meetdateon
GM.Contact2.Meetimeat	GM.Contact2.Nextaction
GM.Contact2.Prevresult	

You may also add fields of your own definition, using the same format as shown above. You may add, for example, GM.Contact2.UTEST, and so on.

Adding GoldMine Macros to Adobe Forms

The following Macros can be added into Adobe Forms in Adobe Designer. You can then view and incorporate them in Goldmine.

GM.Address1	GM.Address2
GM.Address3	GM.Address
GM.CityStateZip	GM.City
GM.CommonDir	GM.Company
GM.Contact	GM.Country
GM.Dear	GM.EmailAddress
GM.Fax	GM.FirstName
GM.FullAddress	GM.GoldDir
GM.LastName	GM.LicUsers
GM.NameAddress	GM.NameTitleAddress
GM.Phone	GM.SerialNo
GM.State	GM.SysDir
GM.Title	GM.UserFullName
GM.Username	GM.WebSite
GM.Zip	

To Add GoldMine Fields or Macros to Adobe Forms

To add fields to an Adobe form, you must create the form in Adobe Designer (either a new form or copy an existing one), save the document, then pull it into your GoldMine library as described in "Designing a Sample Template in Adobe Designer" on page 1-6.

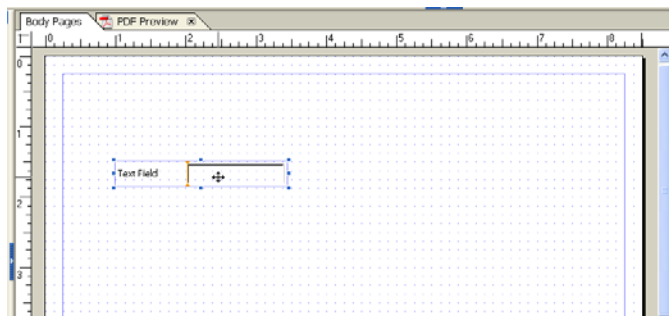
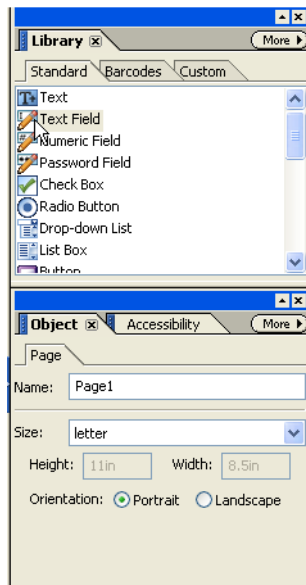
In the following example, you will add the GM.NameTitleAddress macro to an Adobe form. The procedure is the same for adding a field to a new form.

1. In Adobe Designer open a new form by clicking the New Form icon.



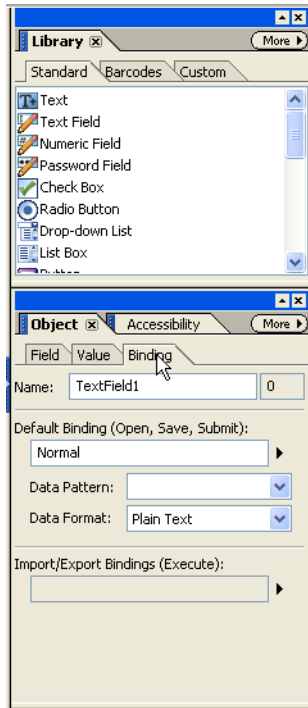
You may also open an existing form.

2. In the Library palette, click the Standard tab, then click on the Text Field and drag it into the workspace.



3. Single click in the Text Field object to select it.

4. In the Object Palette, as shown below, click the **Binding** tab.



5. In the Name field, enter the GoldMine field name. In this case: GM.NameTitleAddress.
6. Save the form in Adobe Designer, then attach and view the form in Goldmine as detailed in the preceding procedures.



Index

A

- Adobe Acrobat
 - Installing GoldMine 7 Link, 1-2
- Adobe Forms
 - adding additional fields or macros, 1-19
 - adding additional GoldMine Fields, 1-16
 - Adding GoldMine Macros, 1-18
- Audience and Expertise, ii-xiii

D

- Designing
 - sample templates, 1-6

F

- Fields
 - adding additional fields to Adobe forms, 1-16

G

- GoldMine Plus
 - Executing the Adobe Link, 1-12
 - using command line, 1-13

I

- Info Center
 - opening Acrobat templates from, 1-15
- Installation
 - GoldMine 7 Link for Adobe Acrobat, 1-2
 - Overview, 1-2

M

- Macros
 - adding GoldMine macros to Adobe forms, 1-18

S

- System Requirements, 1-2

